

Operations in Review

At a Glance

Consolidated Subsidiaries

Business Activities

Regional Communications Business



99 companies including

- NTT East Corporation (NTT East)
- NTT West Corporation (NTT West)

Domestic intra-prefectural communication services and related ancillary services

Long Distance and International Communications Business



55 companies including

- NTT Communications Corporation (NTT Communications)

Domestic inter-prefectural communication services, international communication services and related ancillary services

Data Communications Business



139 companies including

- NTT DATA CORPORATION (NTT DATA)

System integration and network system services in Japan and overseas

Mobile Communications Business



116 companies including

- NTT DOCOMO, Inc. (NTT DOCOMO)

Mobile phone services and related ancillary services in Japan and overseas

Other Businesses

70 companies

Real estate, finance, engineering, system integration and data processing, and development of leading-edge technologies and shared operations

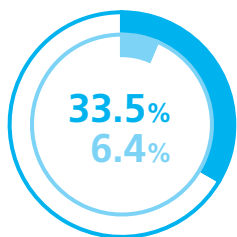
* Also includes the operations of NTT (holding company).

Percentage of Operating Revenues/ Percentage of Operating Income

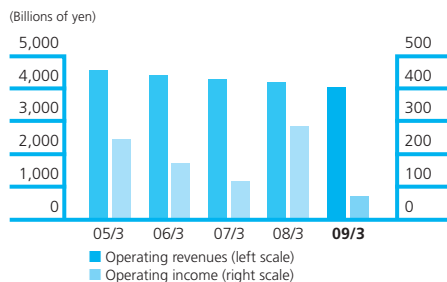
Percentage of the simple sum of all segments
(including intersegment transactions)

* Figures are for the fiscal year ended March 31, 2009 (number of employees as of March 31, 2009), unless otherwise indicated.

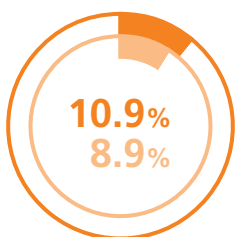
Operating Summary



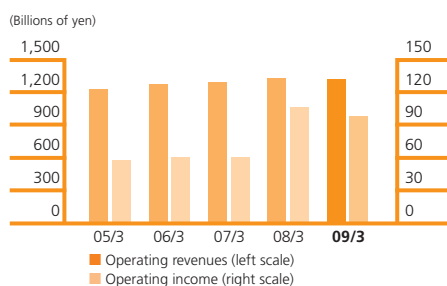
■ Percentage of consolidated operating revenues
■ Percentage of consolidated operating income



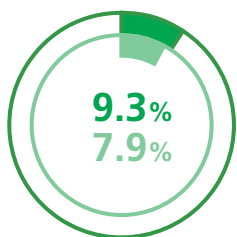
■ Capital investments ¥879.3 billion
■ R&D expenses ¥127.4 billion
■ Number of employees 104,236



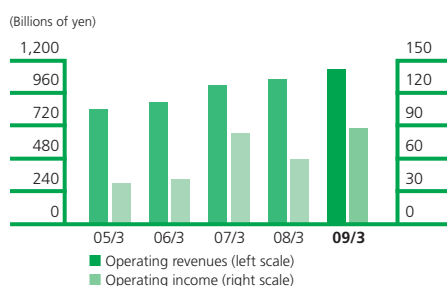
■ Percentage of consolidated operating revenues
■ Percentage of consolidated operating income



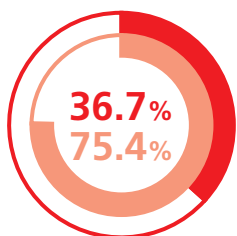
■ Capital investments ¥140.0 billion
■ R&D expenses ¥18.7 billion
■ Number of employees 13,923



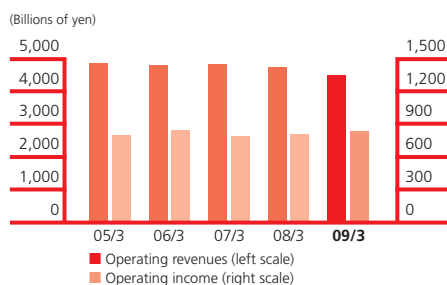
■ Percentage of consolidated operating revenues
■ Percentage of consolidated operating income



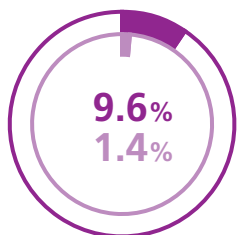
■ Capital investments ¥180.0 billion
■ R&D expenses ¥10.0 billion
■ Number of employees 31,238



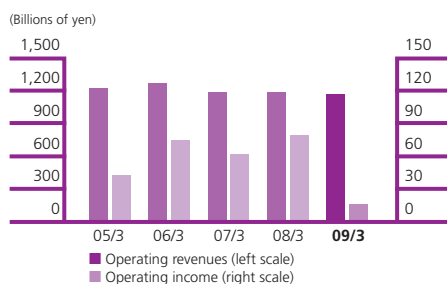
■ Percentage of consolidated operating revenues
■ Percentage of consolidated operating income



■ Capital investments ¥737.6 billion
■ R&D expenses ¥100.7 billion
■ Number of employees 21,831



■ Percentage of consolidated operating revenues
■ Percentage of consolidated operating income



■ Capital investments ¥208.0 billion
■ R&D expenses ¥138.1 billion
■ Number of employees 25,068